



**Silliman Online University Learning**  
soul.su.edu.ph



# A Parent's Guide to Online Distance Learning with Silliman University's mySOUL





# Introducing: mySOUL

mySOUL, which stands for Silliman Online University Learning, is the **official online distance learning (ODL) platform** of Silliman University (SU).

It is a web-based learning management system that holds the virtual classrooms of your child's different subjects. It also documents your child's learning curve and experience.

It is accessible at  <https://soul.su.edu.ph>.



# Transition to ODL

Students don't have to physically be at the SU campus because classes for the **first semester of SY 2020-2021** will be done through mySOUL.

Once students receive a confirmation that they are officially enrolled, they can now activate their mySOUL account to access their virtual classrooms.

Each subject is handled by a teacher trained in using mySOUL. Teachers prepare virtual classes in mySOUL patterned after the face-to-face curriculum but customized in such a way that learning resources and activities can be done **synchronously and asynchronously**, without having to compromise the intended learning outcomes of the course.

Click here to know how to activate your mySOUL account  <https://bit.ly/ActivatemySOUL>





## **Self-directed learning & Child-Parent bond**


mySOUL promotes self-directed learning as well as parent-child learning bond. For primary graders, mySOUL offers a unique teaching and learning pedagogy because it involves the parents.

At the start, your child may need your assistance in accessing mySOUL and making sure that your child is able to enter the virtual classroom. As soon as the child is familiar with the process, they may become more independent in accessing the platform.

What is good about this is that you can monitor your child's progress anytime. You and your child may access mySOUL together and check out the lessons prepared by the teacher.

For example, when the teacher holds online lectures through BigBlueButton, you may listen together with your child and do the activities together.

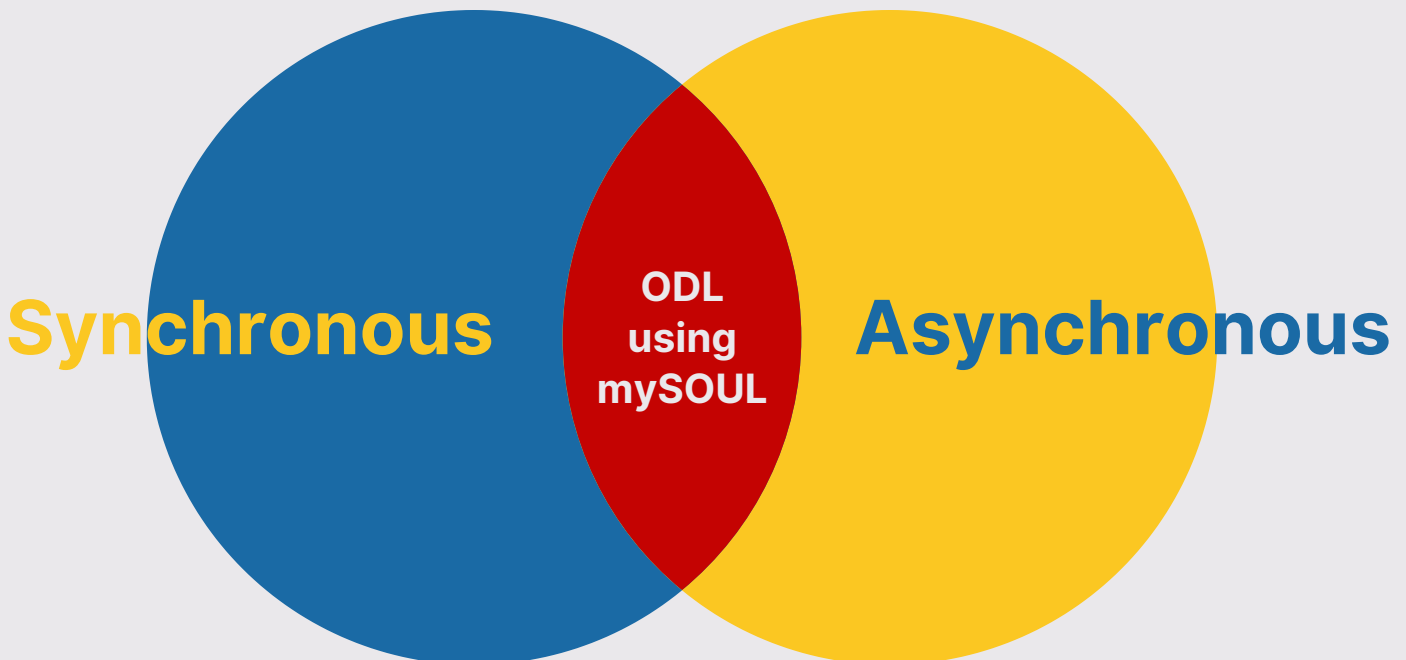
In that way, you will also be partners with the teacher in monitoring your child's learning development.





# Synchronous + Asynchronous

Learners using mySOUL do not have to be online all the time to meet the requirements of their subjects. This is because learning through mySOUL involves **both synchronous and asynchronous activities.**



**Synchronous activities**, done online in real-time, are **scheduled once or twice a week**. This means **most of the other activities can be done on your own (asynchronous)** and you can prepare your internet data for scheduled real-time activities. In that way, you can save internet data and avoid internet disconnection during online activities and meetings.




## **Synchronous activities**

Synchronous activities are done when students and the teacher are **online at the same time** in mySOUL, following the class schedule. Students perform the activities within that schedule.

Students are required to log-in in mySOUL during the class schedule, and attendance is checked. Teachers are expected to log-in during their class schedules.

Examples:

- video conferencing (oral recitation, reporting using file/screen-sharing, demonstration, group-work using break-out sessions, document-sharing) and chat (by class or by group)
- scheduled exam





# Asynchronous activities

Asynchronous activities are done when students and teachers are not online in mySOUL at the same time. Students perform activities, read, and download resources, and communicate with teachers and classmates at their own time within the time frame set by the teacher.

Students are not required to log-in in mySOUL during the class schedule for asynchronous activities, but teachers are expected to log-in during their class schedule to monitor student progress, check assignments, review scores, grade essays and other forms of assessment, respond to messages, adjust/modify resources and activities, among others. Teachers must deliberately design asynchronous activities with less screen time among the students.

Examples:

- watching recorded lecture videos
- assignments
- private messaging
- scheduled group work
- case studies and term papers
- other performance-based activities that can be performed with or without the Internet at the student's own pace





# ODL Checklist



## **Desktop PC or laptop**

When it comes to devices, desktop PCs and laptops are best used for activities both online and offline. Tablets and smartphones are limited in use for viewing and downloading of resources.



## **Headset with microphone**

It is also important that learners have a headset with a microphone in order for them to actively participate in video-conferencing activities.



## **4 Mbps bandwidth or higher**

A constant bandwidth of 2 Mbps is the minimum requirement, but we have to understand that internet connection fluctuates.

Thus, it is recommended that a 4 Mbps bandwidth or higher is available.







## Mobile app

You can also download the mobile app "**Blackboard Open LMS**" (for iOS users) or "**Open LMS**" (for Android users) so that you can easily access course/subject contents, quickly find and contact classmates and teachers, and receive instant notifications of messages and other events.

For iOS users: After downloading the app, you must email [mySOUL@su.edu.ph](mailto:mySOUL@su.edu.ph) to get your log-in details.

For Android users: After downloading the app, type in mySOUL's address (<https://soul.su.edu.ph>) then log-in using your SU email address.





## Other student services

Parents may contact their children's teachers for assistance or further instructions should they experience difficulties with their internet connection.

Also, a guidance counselor will facilitate information drives on online safety and security and the like on mySOUL.

Furthermore, a virtual library is readily available for you and your child to visit. Clubs facilitated by teacher advisers will also be offered through mySOUL, so our learners can engage in fun extracurricular activities.





mySOUL continues to serve the commitment of SU to provide quality and holistic education by putting the **learners**, from Kindergarten to the Graduate School, at the **heart of the teaching-learning process**.

With mySOUL, students are given **PRIME** importance.

**P**

Promotes independent learning

**R**

Redefines social interaction

**I**

Incorporates student services

**M**

Maintains SU's fidelity to its curriculum

**E**

Engages students to connect with ODL





## **Promotes independent learning**

While ODL in mySOUL follows class-paced learning, mySOUL allows students to experience self-directed learning in a new and strategic way. mySOUL is able to maximize the abundant presence of valuable information, knowledge, concepts, and constructs available in the internet. In this manner, students will have various options to support their own pace and style of learning.

## **Redefines social interaction**

While social interaction is challenged in this pandemic, the platform ensures dynamic, collaborative, and interactive activities between and among students and teachers.

## **Incorporates student services**

mySOUL is not a typical learning platform because it incorporates other key student services like tele-counseling (online guidance counseling), virtual library system, and more.

## **Maintains SU's fidelity to its curriculum**

At the "soul" of mySOUL is maintaining SU's fidelity to its curriculum, educational philosophy, and school mission: to be of service in promoting the well-being of society and the environment as it offers quality holistic education building competence, character, and faith.



## **Engages students to connect with ODL**

mySOUL engages students in experiences that will create a sense of connection to SU's current modality of learning, which is online distance learning (ODL).



## **Know more about mySOUL**

If you still have questions about mySOUL, you may check out the **Frequently Asked Questions (FAQs)** found at <https://soul.su.edu.ph>.

You could also chat with our SOUL virtual assistants in real-time or leave your question at the **chatbox** in the mySOUL homepage. Our SOUL support team will be happy to assist you.